



Nordea Kredit Investor Presentation 2012 Q2

Published 24 August, 2012

Nordea Kredit

Making it possible

This Investor Presentation has been compiled by Nordea Kredit for information purposes only, and offers facts and figures on Nordea Kredit, and the mortgage collateral supporting outstanding mortgage bonds and covered mortgage bonds.

If you have any questions, please feel free to contact either of us:

[Finn Nicolaisen](#), Nordea Group Treasury, Head of Group Funding Copenhagen, phone +45 3333 1625

[Peter Brag](#), Nordea Group Treasury, Senior Dealer, Group Funding Copenhagen, phone +45 3333 1663

Contents:

- Nordea Kredit – in brief
- Asset quality, losses and arrears
- Loan-to-value (*For detailed information on LTV please refer to “LTV Report 2012, Q2”*)
- Legislation
- Macro-economic factors

Nordea Kredit – in brief I

- Founded in 1993, number of employees (in FTEs) 133 (as per 2012 Q2)
- Nordea Kredit issues covered mortgage bonds, exclusively
- All bonds issued by Nordea Kredit are rated AAA (by S&P) and Aaa (by Moody's)
- Profit before tax 2012, 1H: 539 m DKK and Cost/Income ratio 13.0%
- Mortgage loans at nominal value 2012 Q2: 341.0 bn DKK
- Mortgage loans at fair value 2012 Q2: 348.1 bn DKK
- Market share 2012 Q2: 14.0% (2012 Q1: 13.9%)
(Mortgage loans at nominal value as a share of all Danish mortgage bank loans)

Nordea Kredit – in brief II

- Late payments by borrowers 2012 Q2: 0.32% (2012 Q1: 0.32%)
Residential properties and holiday homes, 3½ months after due date
- Average LTV 2012 Q2: 73% (2012 Q1: 72%)
- Total capital ratio (2012 Q2) 16.7% and Tier 1 capital ratio 16.7%
(excl. transition rules)
- Completely match funded “Pass Through” setup with Balance Principle
- Danish mortgage banks are regulated and supervised by Finanstilsynet
(The Danish FSA)

Nordea Kredit – ratings and over-collateralisation

	Moody's		S&P	
	CC 1	CC2	CC1	CC 2
Ratings of issued bonds	Aaa	Aaa	AAA	AAA
Required OC / CE for Aaa and AAA rating, %	4.5	16.5	6.24	9.26
Collateral Score, %	10.2	17.6	n.a.	n.a.
TPI leeway /Unused uplift	4	3	4	4

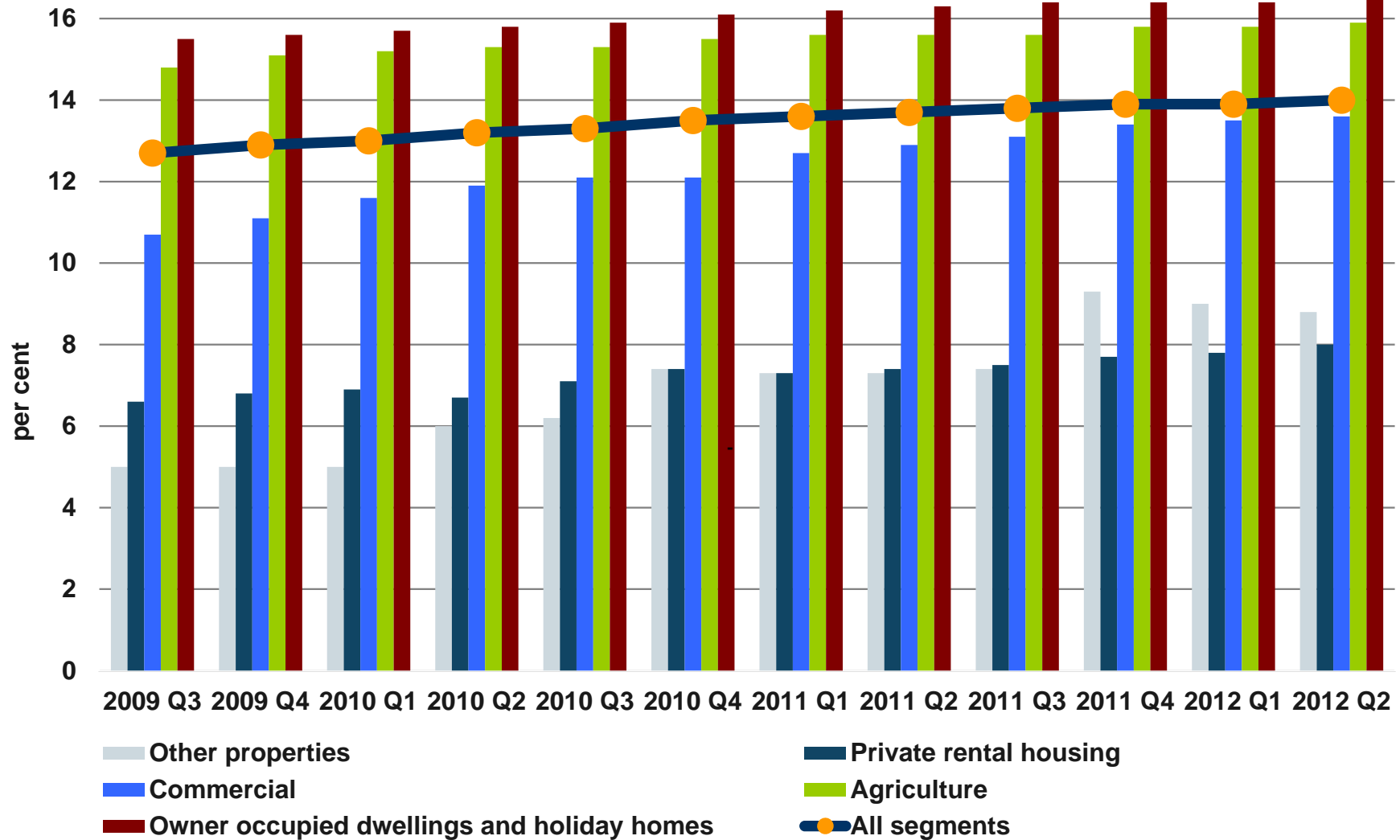
OC (over-collateralisation) and TPI leeway as measured by Moody's
 CE (credit enhancement) and unused uplift as measured by S&P
 All data are the latest available prior to the publication of the report

Current OC, %

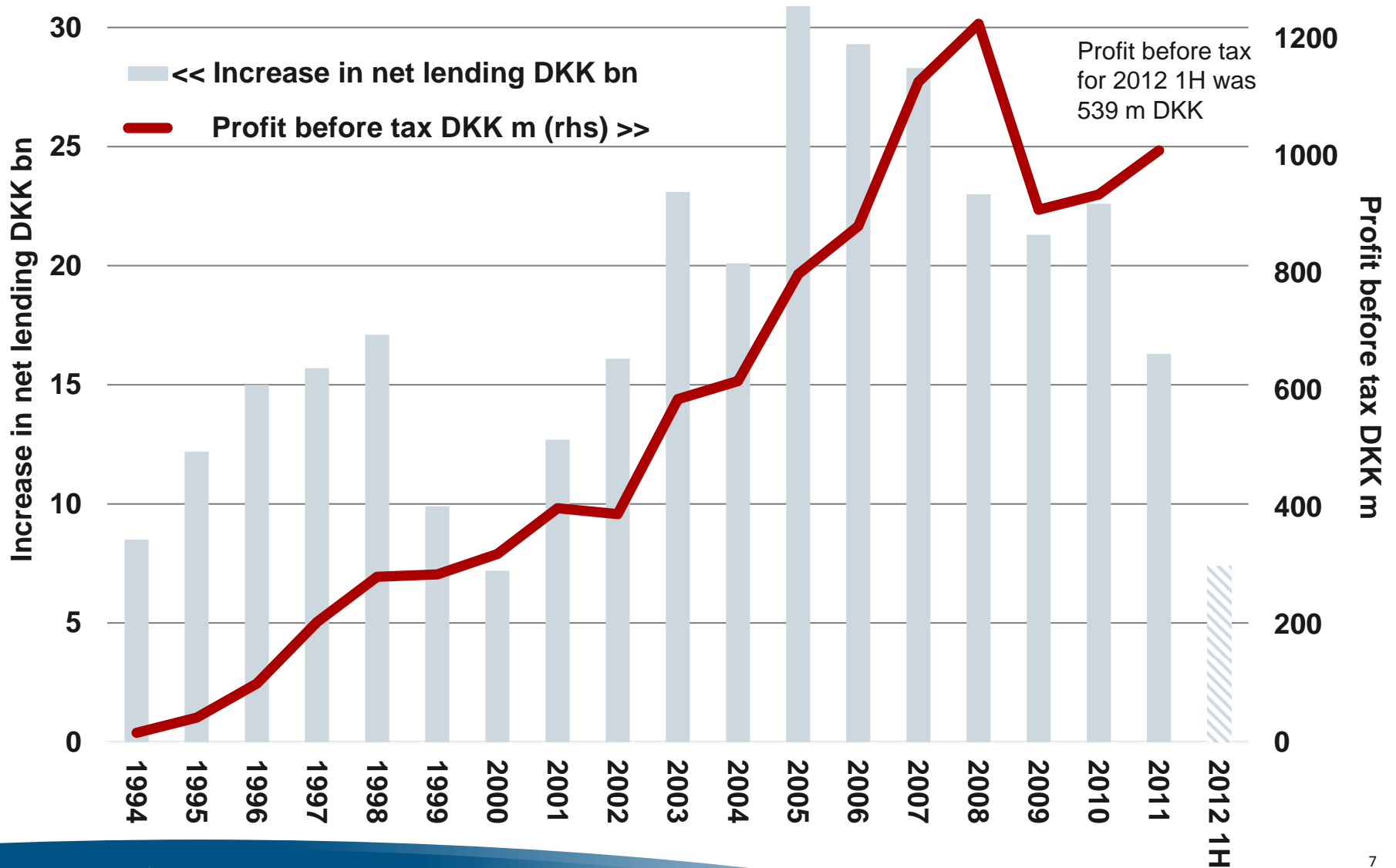
CC1: 9.0

CC2: 17.4

Nordea Kredit – market shares in per cent of total market

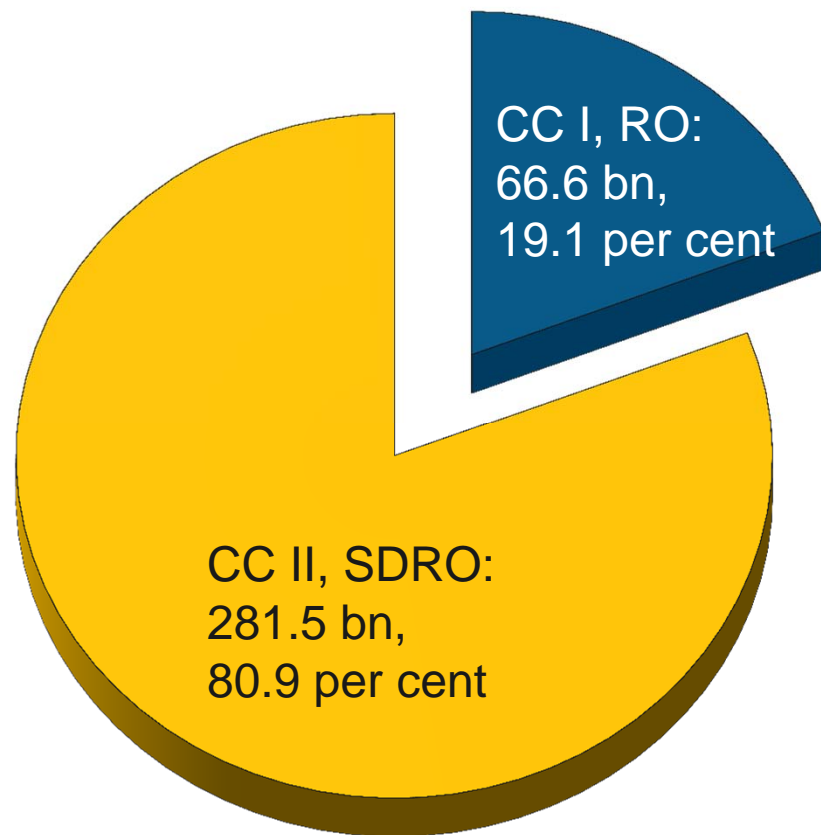


Nordea Kredit – profit and increase in net lending



Nordea Kredit – mortgage loans at fair value

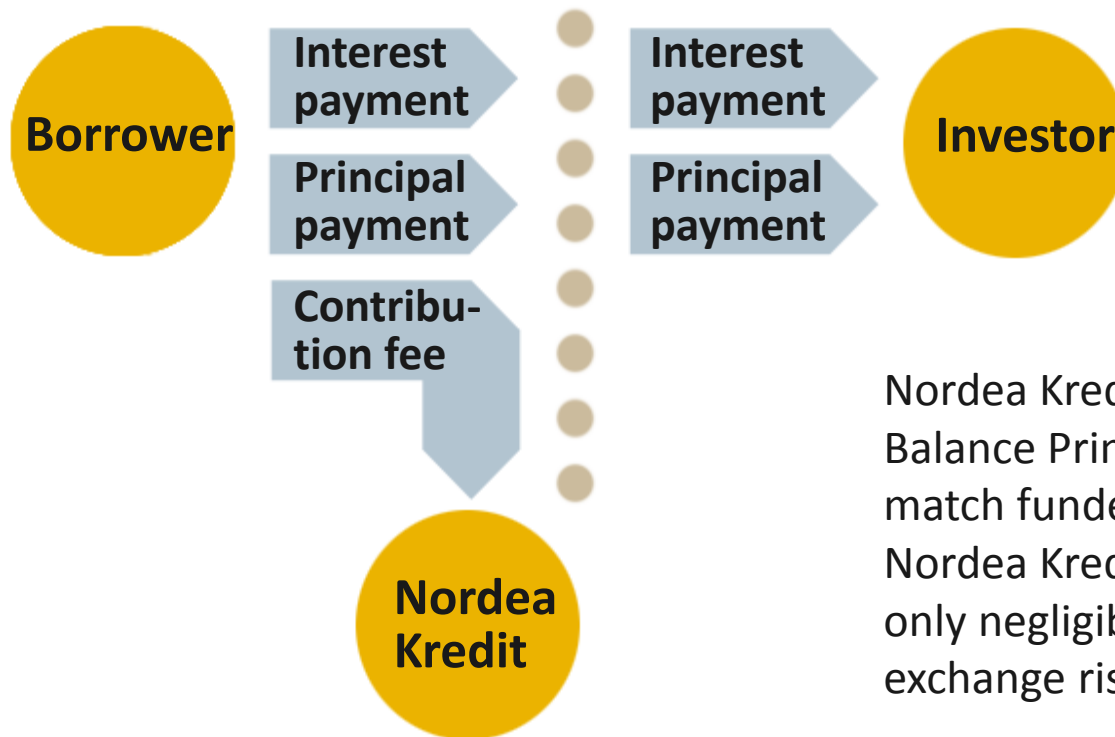
CCs I&II, 2012 Q2: DKK 348.1 bn



Nordea Kredit has two capital centres:

- CC I: Mortgage Bonds (Realkreditobligationer, “RO”) are issued out of CC I (1993 -). More than 97% of the bonds in CC I are grandfathered covered bonds according to UCITS/CRD.
- CC II: Covered Mortgage Bonds (Særligt dækkede realkreditobligationer, “SDRO”) are issued out of CC II (2007 -). All bonds in CC II are covered bonds according to UCITS/CRD.
- All new issuance in 2012 exclusively in covered mortgage bonds (SDROs) out of CC II

Match funded setup due to the specific Balance Principle

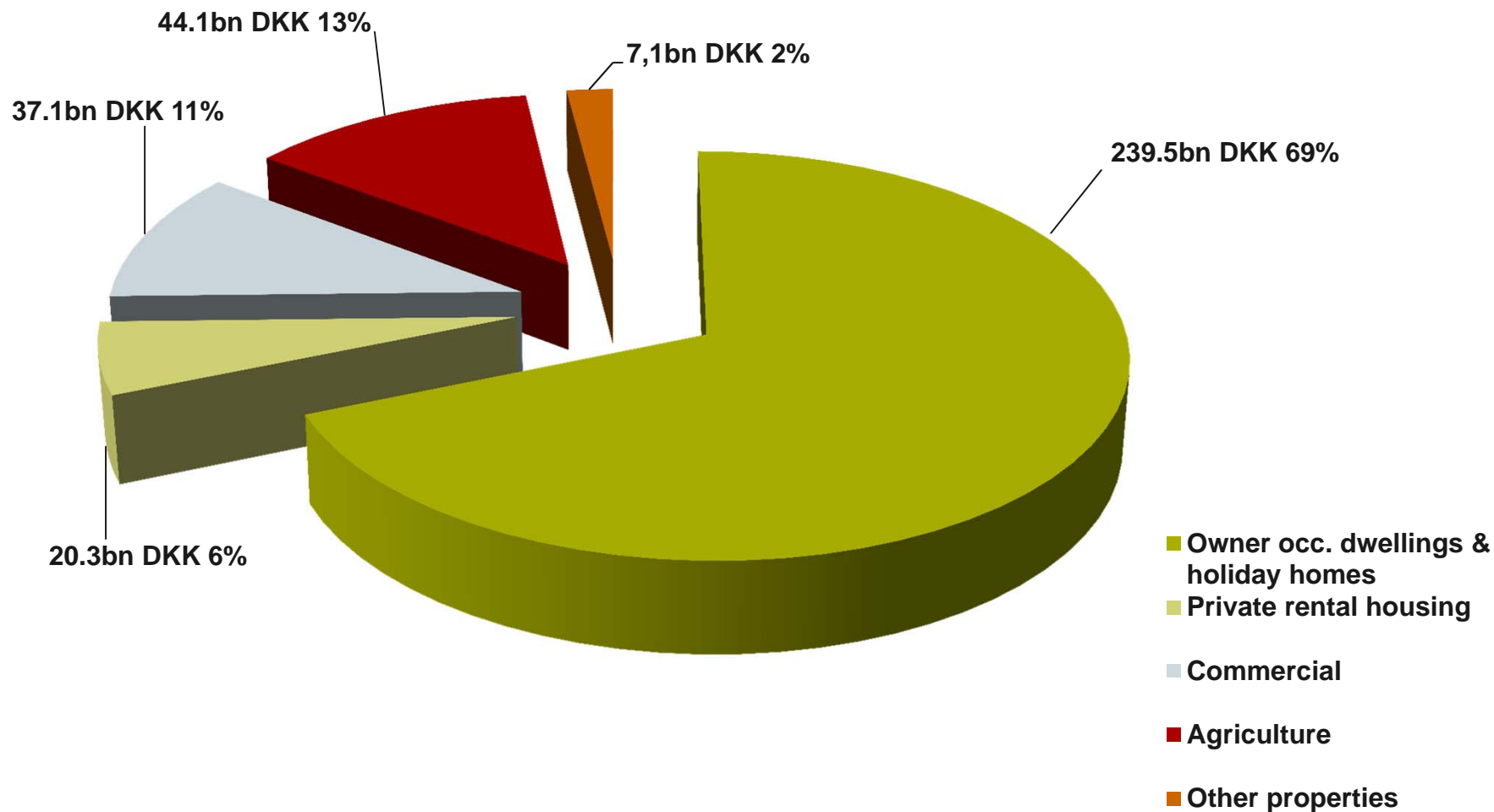


Nordea Kredit complies with the specific Balance Principle, and has a completely match funded “Pass Through” setup. Nordea Kredit has no prepayment risk and only negligible interest rate and foreign exchange risk.

All property categories

CCs I & II 2012 Q2 at fair value: 348.1 bn DKK

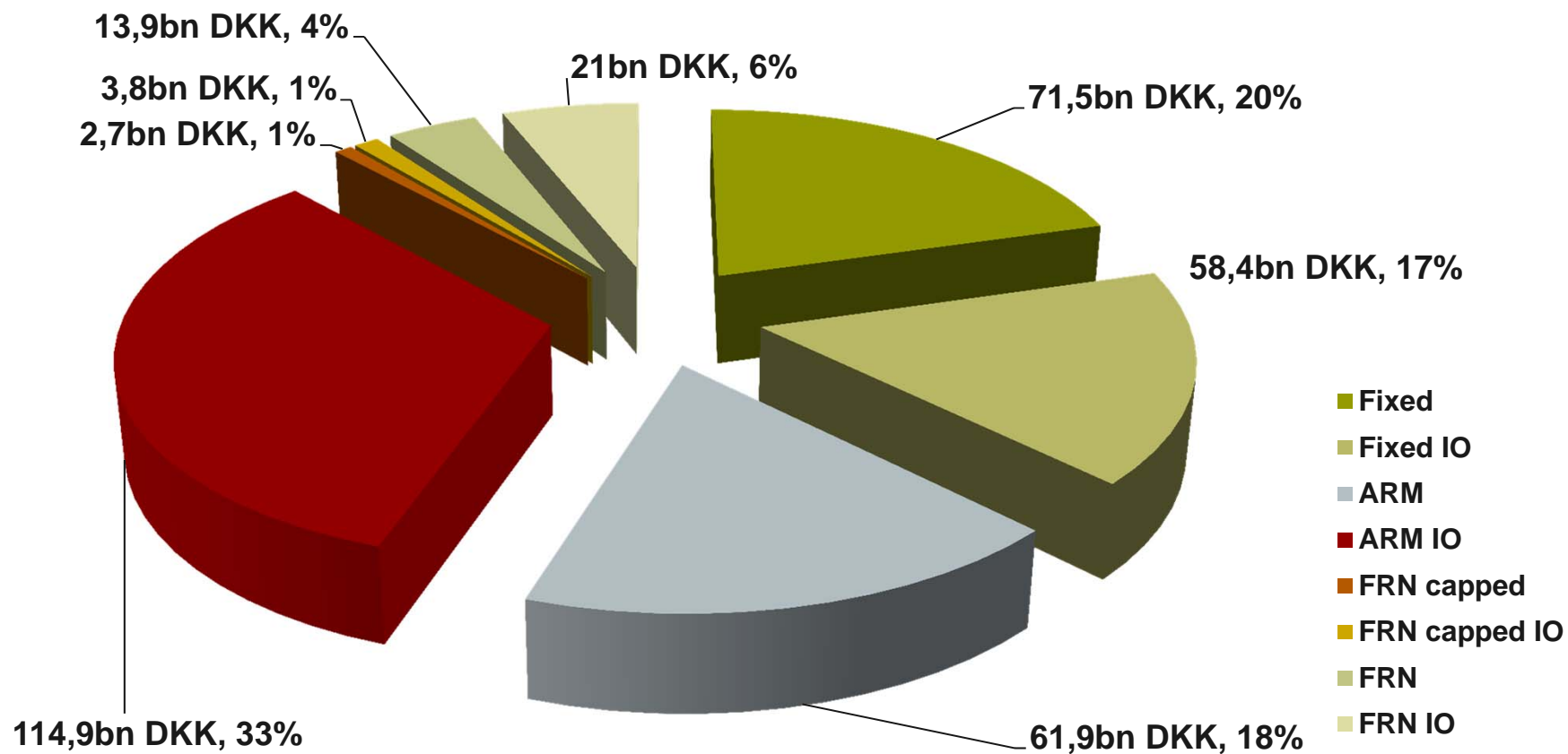
Distribution of loans by property category



All property categories

CCs I & II, 2012 Q2 at fair value: DKK 348.1

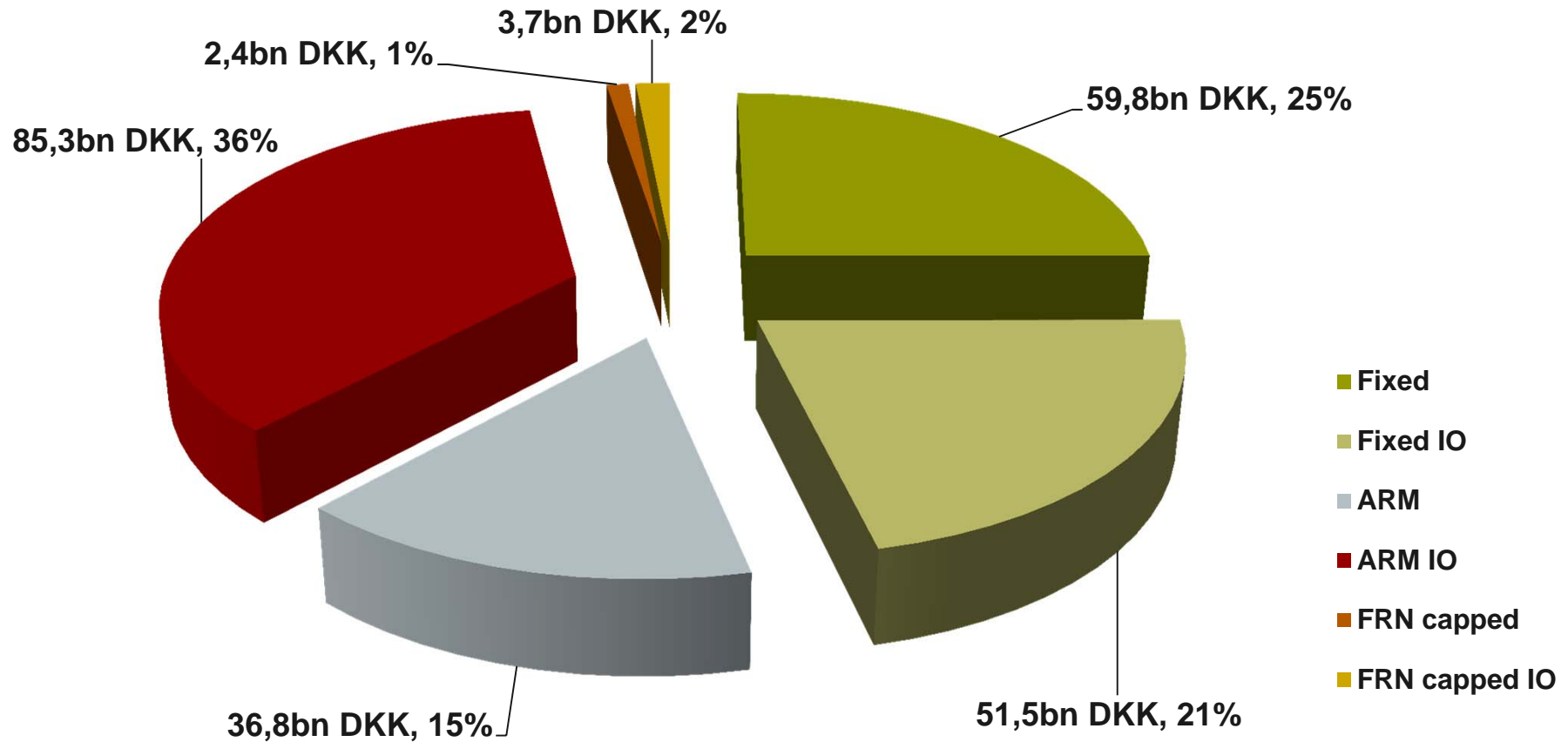
Distribution of loans by loan type



Residential properties and holiday homes

CCs I & II, 2012 Q2 at fair value: DKK 239.5 bn

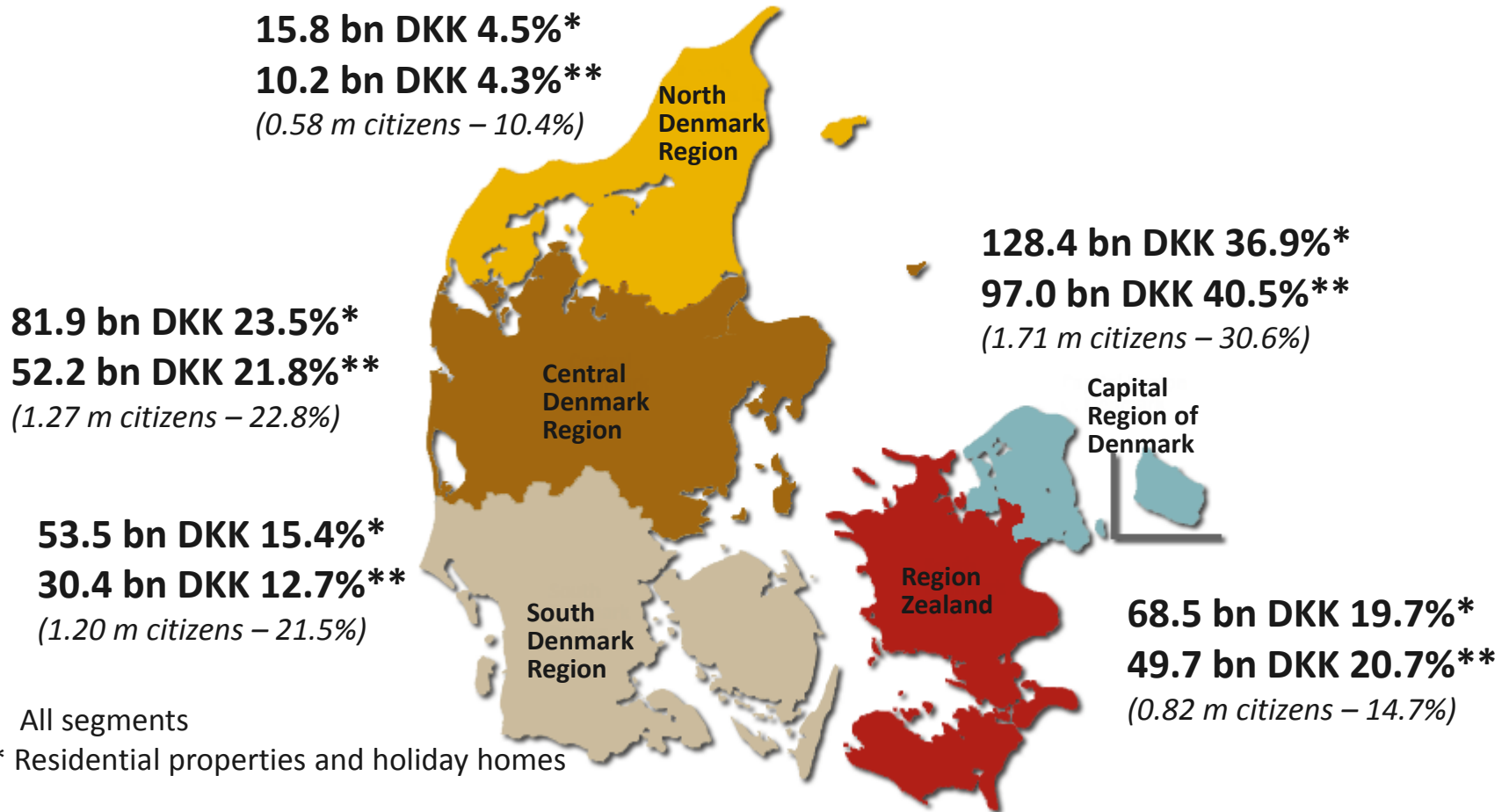
Distribution of loans by loan type



Nordea Kredit – geographical distribution of loans, 2012 Q2

Fair value, all segments: 348.1 bn DKK

- residential properties & holiday homes: 239.5 bn DKK



* All segments

** Residential properties and holiday homes

Total number of citizens 5.58 m, January 2012 – Source: Statistics Denmark

Asset quality - loss guarantee by Nordea Bank Danmark

Nordea Bank Danmark takes “first losses” on Nordea Kredit loans according to the table below:

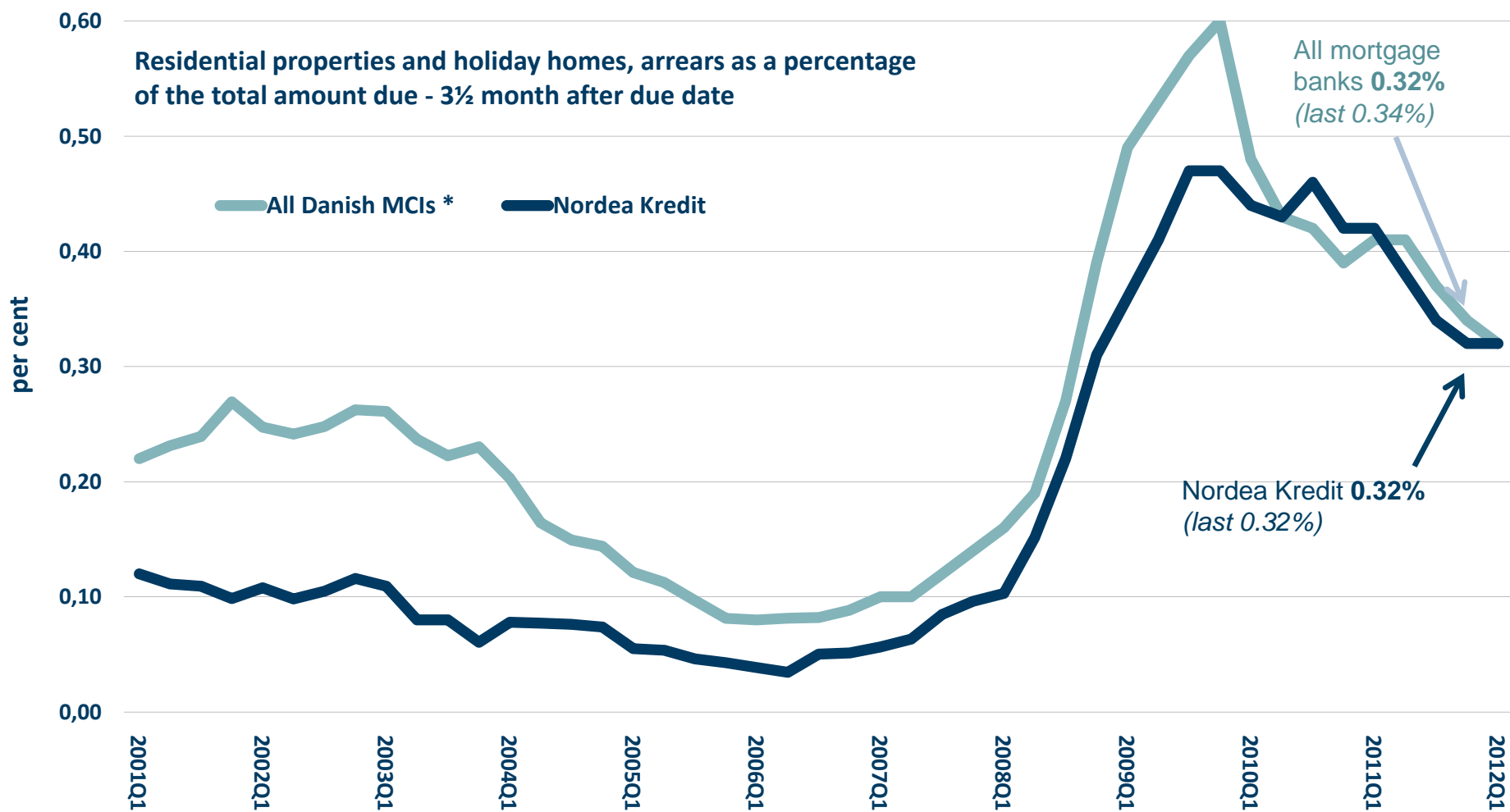
Property type	Guarantee period *	Guarantee level **
Owner occupied dwellings	5 years	25 per cent
Holiday homes	5 years	25 per cent
Subsidized property	10 years	10 per cent
Housing for youth/elderly	10 years	10 per cent
Agricultural property	10 years	25 per cent
Commercial property	10 years	25 per cent

*) *The guarantee period starts when a loan is disbursed or remortgaged*

**) *As a percentage of the original principal – disregarding all amortisation*

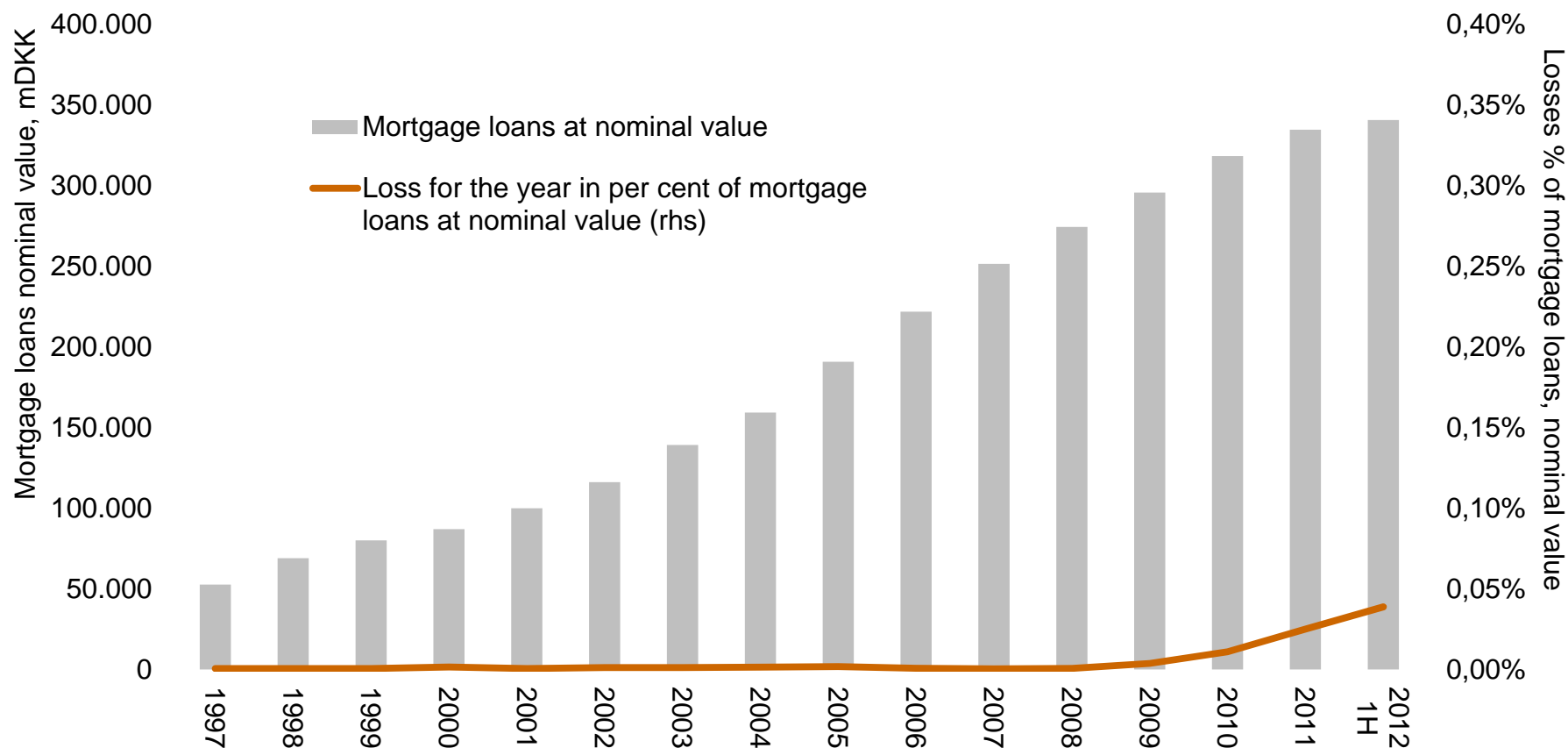
The guarantee amount is not reduced during the guarantee period, but cannot exceed the outstanding debt. A new guarantee period starts when the loan is changed e.g. due to remortgaging.

Asset quality - late payments by borrowers, 2012 Q2



*) Including Nordea Kredit

Losses in per cent of mortgage loans at nominal value, 2012 Q2



Nordea Kredit – LTV, loan-to-value 2012 Q2 (2012 Q1)

	LTV CC I & II		LTV CC I		LTV CC II	
	2012Q2	2012Q1	2012Q2	2012Q1	2012Q2	2012Q1
Owner occupied dwellings	80	79	75	74	82	81
Private rental housing	66	66	60	59	67	67
Commercial	61	61	44	44	62	63
Agriculture	50	50	45	45	51	51
Other properties	39	43	41	42	39	43
Total	73	72	70	69	73	73

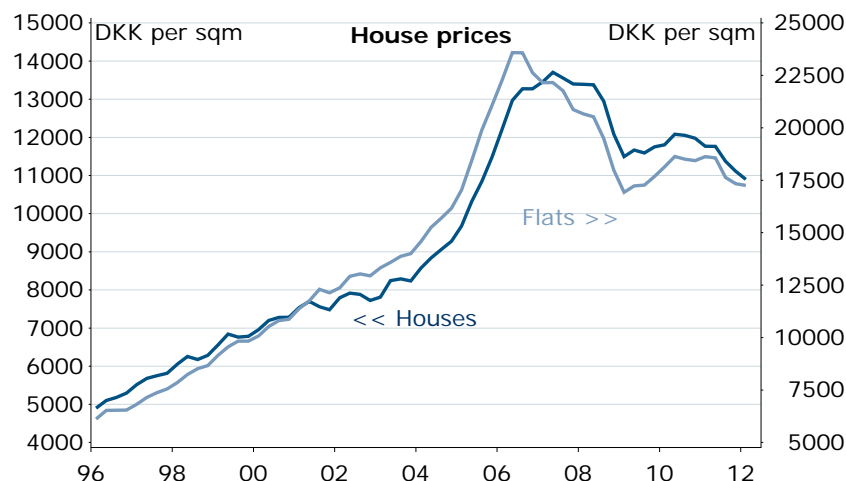
For more detailed information on LTV – please refer to “LTV Report 2012 Q2”

Legislation

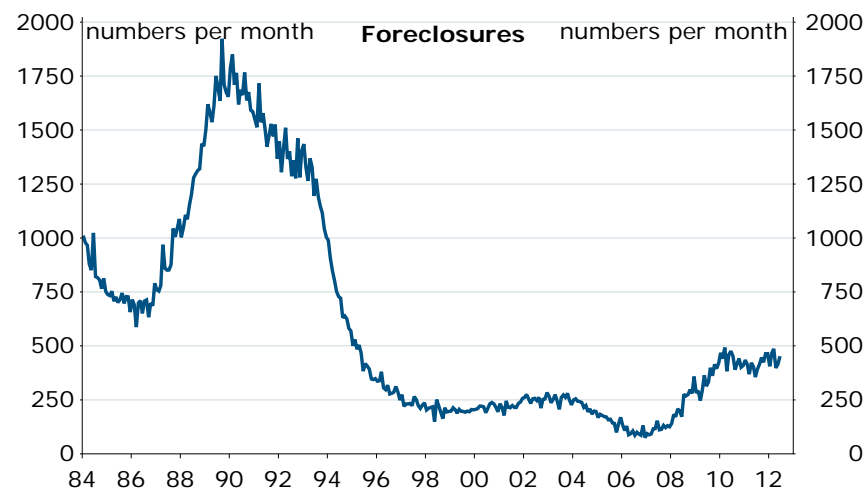
- Danish mortgage financing is regulated and supervised by the DFSA (Finanstilsynet): www.ftnet.dk
- Some legislation can be found in English at the DFSA's English website: <http://www.finanstilsynet.dk/en/Regler-og-praksis/Translated-regulations.aspx>
- All relevant legislation can be found in Danish at the DFSA's Danish website: <http://www.finanstilsynet.dk/da/Regler-og-praksis/Lovsamling.aspx>



The Danish economy - house prices and foreclosures



Source: Nordea Markets and Reuters Ecowin



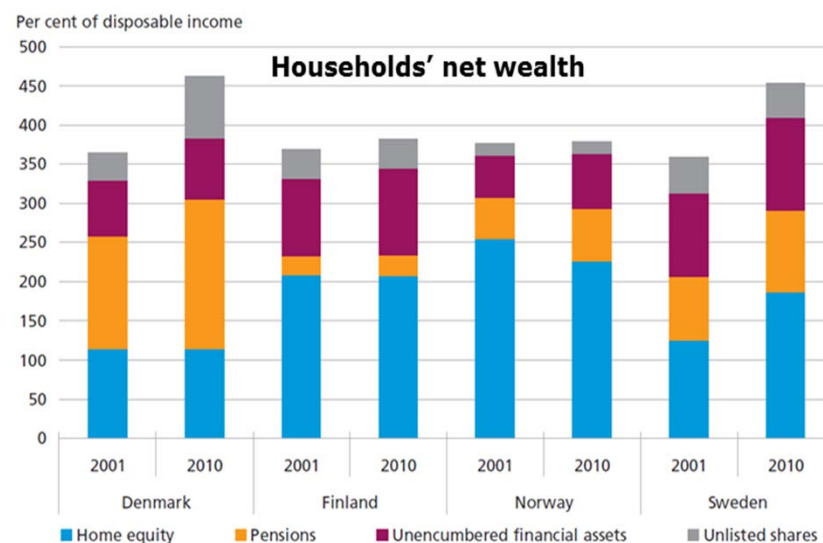
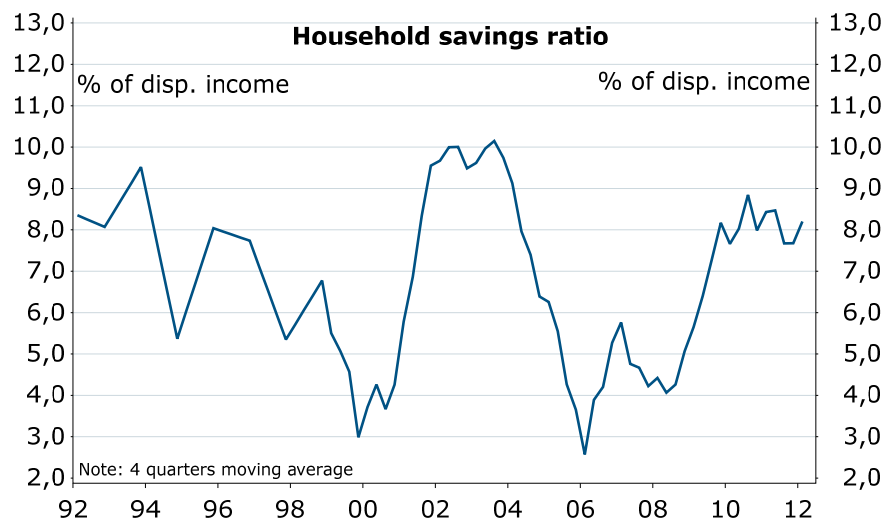
Source: Nordea Markets and Reuters Ecowin

Measured relative to the absolute peak in 2007, house prices have now declined more than 20%. Prices of flats are down almost 24%.

The short-term indicators point to a continued fall in housing prices. However viewed in a historical perspective, house prices are back at the long-term equilibrium level. Coupled with the prospect of gradually rising employment and a historically low interest rate this suggests that house prices will begin to stabilise towards the end of the year.

For more information on macroeconomics please refer to the webpage “[Economic Newsroom](#)” published by Nordea Markets, Economic Research.

Large household net wealth



Source: The Danish Central Bank

After reaching a historical low in 2006, households have taken advantage of recent years' gains in disposable incomes to boost their savings.

Despite a large gross debt the net household wealth of the Danish households is very sound. This is mainly due to very large pension savings.

DISCLAIMER – IMPORTANT NOTICE

This presentation and any information contained in this presentation or supplied in connection therewith, whether in writing or not, are provided for information purposes only. Nordea Bank AB (publ) including its subsidiaries (“Nordea”) is not acting as your financial adviser or in any other fiduciary capacity and this presentation should not be treated as if Nordea is giving investment advice.

This presentation and any information contained in this presentation or supplied in connection therewith, whether in writing or not, do not constitute or form a part of, and should not be construed as, an offer, recommendation, advertisement of an offer or invitation to subscribe for or purchase any securities of any Nordea Group company anywhere in the world or a solicitation of any such offer, and shall neither form the basis of, or be relied on in connection with, any offer or commitment whatsoever.

Information contained in this presentation is derived from publicly available sources which Nordea believes are reliable, and includes market information based on data provided by third party sources identified herein and estimates, assessments, adjustments and judgments that are based on Nordea's experience and familiarity with the sectors in which it operates. Even though Nordea believes the third party sources to be reliable no independent verification has been made, consequently the correctness and completeness in the information can not be guaranteed. There is no assurance that such estimates, assessments and judgments are the most appropriate for making determinations relating to market information or that market information prepared by other sources will not differ materially from the market information included herein. This presentation contains forward-looking statements that reflect management's current views with respect to certain future events and potential financial performance. Although Nordea believes that the expectations reflected in such forward-looking statements are reasonable, no assurance can be given that such expectations will prove to have been correct. Accordingly, results could differ materially from those set out in the forward-looking statements as a result of various factors. Important factors that may cause such a difference for Nordea include, but are not limited to: (i) the macroeconomic development, (ii) change in the competitive climate, (iii) change in interest rate and foreign exchange rate levels and (iv) change in the regulatory environment and other governmental actions. This presentation does not imply that Nordea has undertaken to revise these forward-looking statements, beyond what is required by applicable law or applicable stock exchange regulations if and when circumstances arise that will lead to changes compared to the date when these statements were provided.

Neither Nordea nor any of its directors, officers, employees or advisors nor any other person makes any representation or warranty, express or implied, as to the accuracy or completeness of the information contained in this presentation. Neither Nordea nor any its directors, officers, employees or advisors nor any other person shall have any liability whatsoever for loss howsoever arising, directly or indirectly, from any use of this presentation.

This presentation (i) does not and will not constitute or include an invitation to tender for purchase or sale, an advertisement or an offer of any securities in circumstances which could qualify as a public offer (oferta pública) or as a private offer (oferta particular) pursuant to the Portuguese Securities Code (Código dos Valores Mobiliários) enacted by Decree Law no. 486/99, of 13 November, and published by Decree Law no. 357-A/2007 of 31 October, as amended from time to time and (ii) complies with all applicable laws and regulations of the Republic of Portugal.

You may not distribute this presentation, in whole or part, without our prior express written permission. This presentation is not for release, directly or indirectly, in or into Australia, Canada, Hong Kong, Japan or the United States of America.