

Nordea

Nordea Kredit Covered Bonds


Q2 2025 Debt Investor Presentation



Table of contents

1. Nordea covered bond operations	3
2. Nordea Kredit in brief	5
3. Cover pool key characteristics	7
4. Asset quality	14
5. Underwriting criteria	17
6. Danish covered bond framework	19
7. Macroeconomy	21
8. Relevant links and contacts	26

1. Nordea covered bond operations

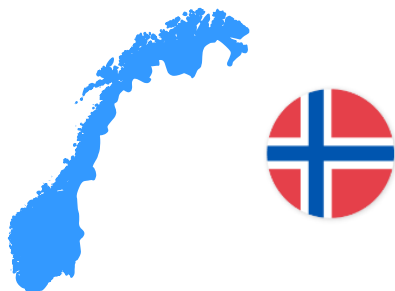


Covered bonds


Nordea covered bond operations

Four aligned covered bond issuers with complementary roles

Nordea Eiendoms kreditt




Nordea Hypotek



Nordea Kredit



Nordea Mortgage Bank



Legislation	Norwegian	Swedish	Danish	Finnish
Cover pool assets	Norwegian residential mortgages	Swedish residential mortgages primarily	Danish residential & commercial mortgages	Finnish residential mortgages primarily
Cover pool size	EUR 37.1bn (eq.)	EUR 67.9bn (eq.)	Balance principle	Pool 1: EUR 11.9bn Pool 2: EUR 15.2bn
Covered bonds outstanding	EUR 22.7bn (eq.)	EUR 35.9bn (eq.)	EUR 56.2bn (eq.) ¹	Pool 1: EUR 9.4bn Pool 2: EUR 11.5bn
OC	64%	89%	7% ¹	Pool 1: 27% / Pool 2: 32%
Issuance currencies	NOK	SEK	DKK, EUR	EUR
Rating (Moody's / S&P)	Aaa / -	Aaa / -	- / AAA	Aaa / -
Outstanding green covered bonds	EUR 1.8bn	EUR 1.6bn	EUR 2.2bn ¹	EUR 2.8bn

- Covered bonds are an integral part of Nordea's long term funding operations
- Issuance in Scandinavian and international currencies
- All Nordea covered bond issuance entities (MCIs) refer to Nordea's updated 2025 [Nordea green funding framework](#)

¹⁾ The figures for Nordea Kredit only include capital centre 2 (SDRO). Nordea Kredit no longer reports for CC1 (RO), as this capital centre only accounts for a minor part (<0.5%) of the outstanding volume of loans and bonds



2. Nordea Kredit - in brief

Nordea Kredit – in brief

- 100% owned subsidiary of Nordea Bank Abp - the largest Nordic financial institution
- Operates as a mortgage credit institution with the purpose of granting mortgage credit loans funded by issuing mortgage credit bonds (covered bonds)
- Founded in 1993 and supervised by the Danish FSA (DFSA, Finanstilsynet)
- All mortgage credit bonds (covered bonds) issued by Nordea Kredit are rated AAA by Standard & Poor's
- Full support from Nordea Bank Abp to ensure compliant daily liquidity management
- More information at nordeakredit.dk

Key Figures and Ratios	Jan-Jun 2025	Jan-Jun 2024	Y/Y
Profit Before Tax, EURm	130	77	68.3%
Cost-Income Ratio	27.3%	58.5%	-31.2pp
Capital Ratio ²	21.5%	31.0%	-9.5pp ¹
Tier 1 Capital Ratio ²	20.0%	28.8%	-8.8pp

1) Nordea Kredit's capital ratio decreases from 31.0% to 21.5% due to implementation of new IRB retail risk models in Q3 2024.

2) Excluding profit for the period

3. Cover pool key characteristics

Cover pool key characteristics

Q2 2025

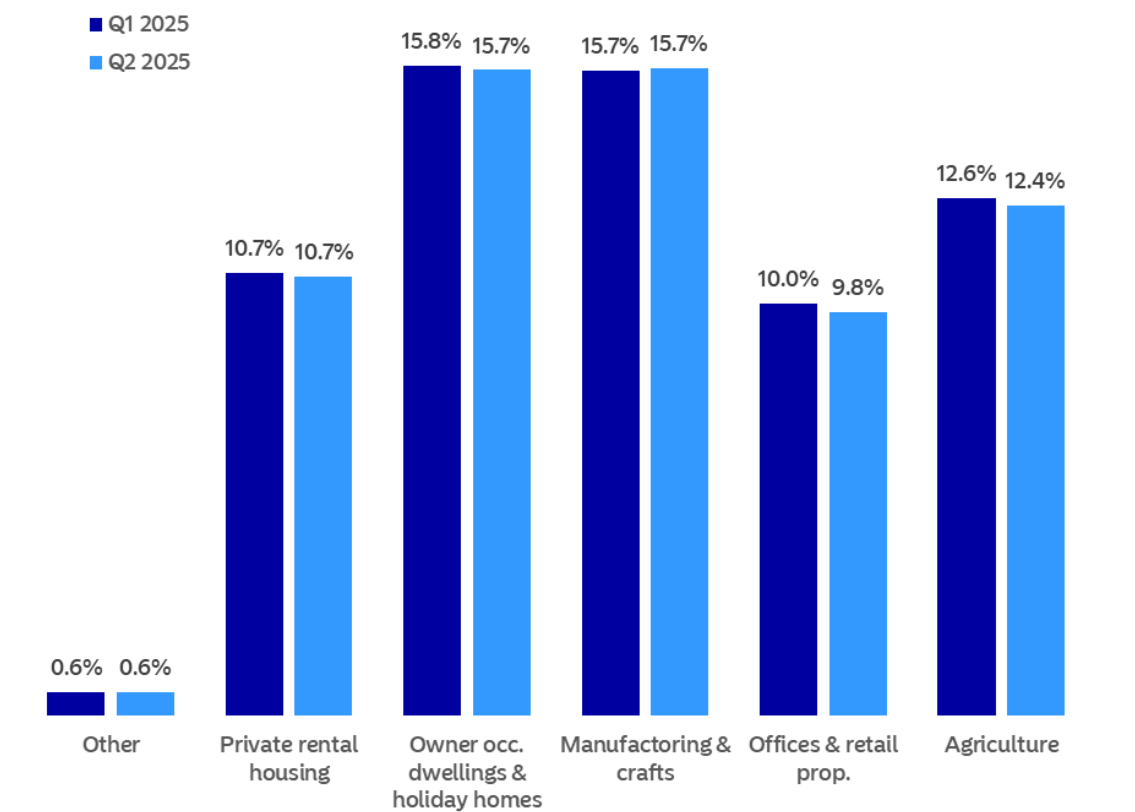
Outstanding covered bonds	EUR 56.2bn
Cover pool content	Mortgage credit loans secured by mainly residential property (total: EUR 60.2bn including substitute assets)
Geographic distribution	Throughout Denmark with concentration in urban areas
Weighted average LTV	48.2%
Average residential loan size	EUR 212,070
Over-collateralisation, OC	7.1%
Interest rate type (bonds)	Fixed coupon 74.7% ¹ , Floating rate 25.3%
Amortization of underlying loans	Interest only 53.7% ¹ , Amortizing 46.3%
Substitute assets	EUR 5.3 bn
Pool type	Static
Loans originated by	Nordea Kredit CC2

1) Including Bonds funding ARMs

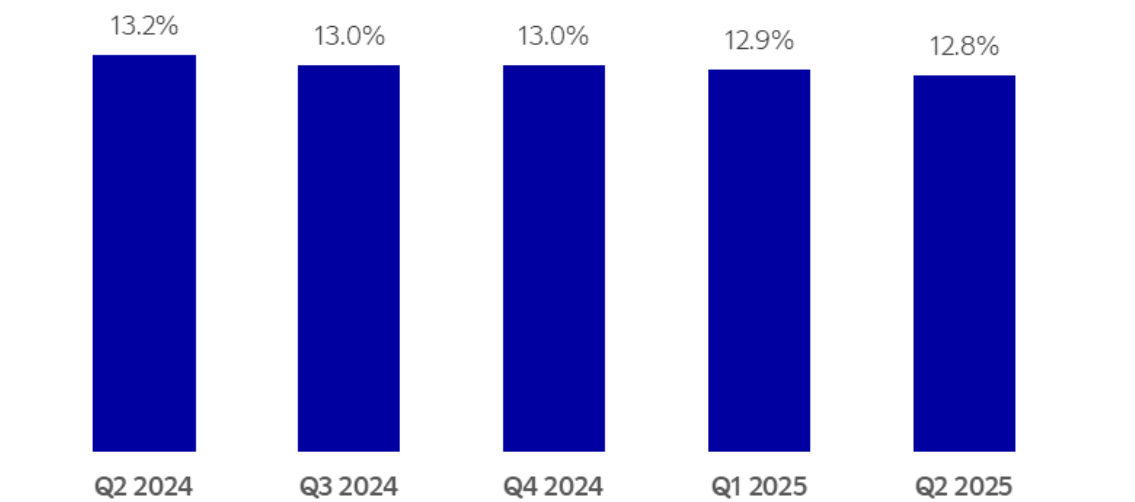
Loan portfolio

Q2 2025

Market share¹ by property category



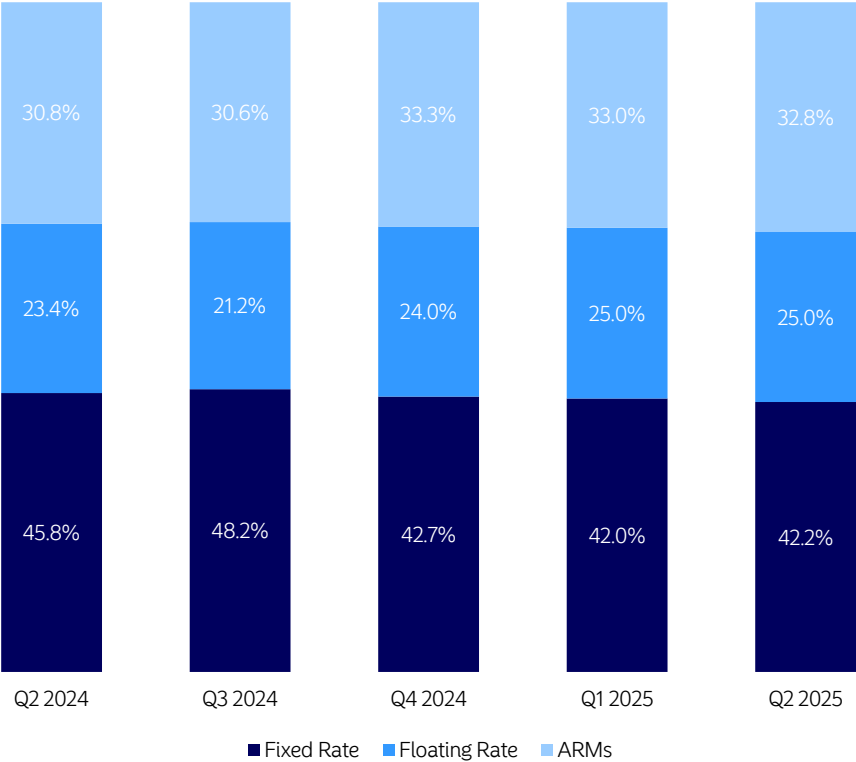
Market share¹ – overall



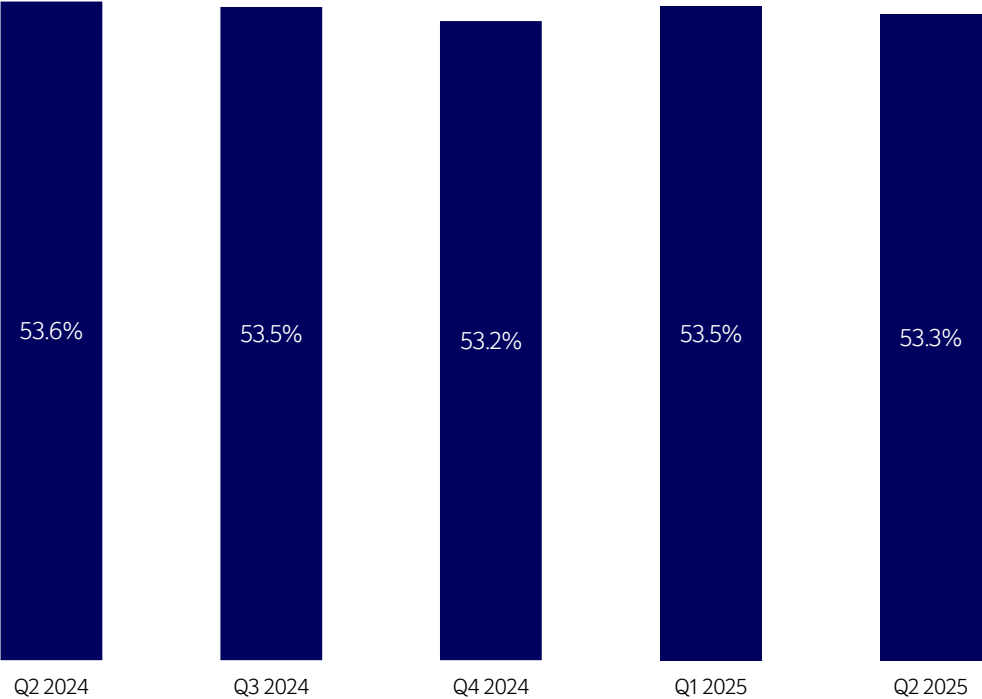
Total loan portfolio (CC1 and CC2)

Q2 2025

Loan portfolio by loan type



Share of interest-only mortgages

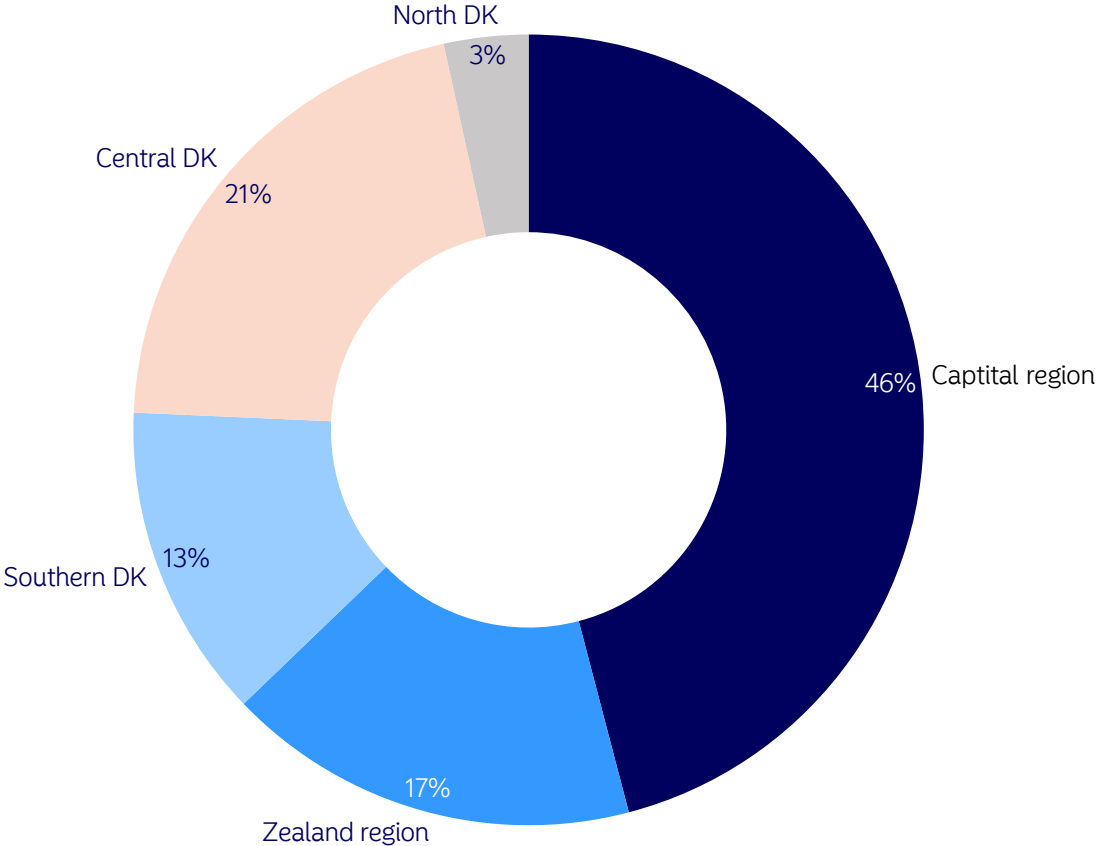


- In percent of the total loan balance

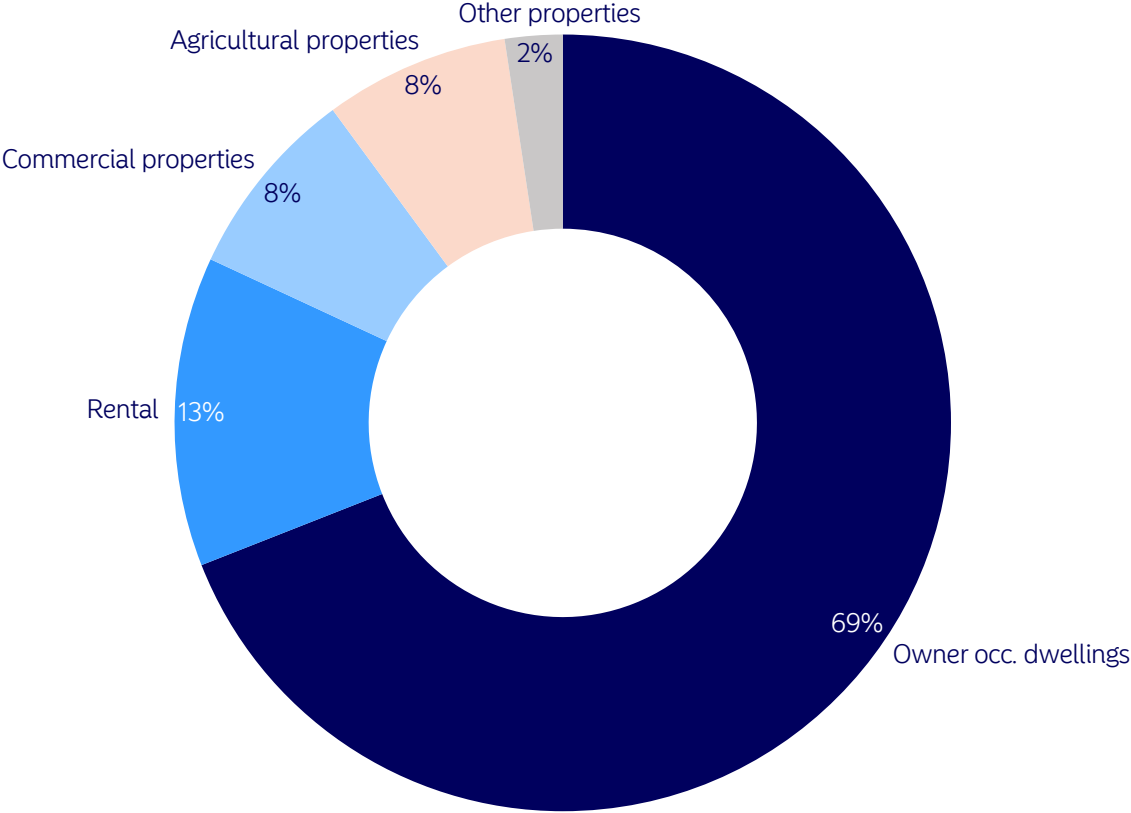
Loan portfolio

Q2 2025

Loan balance by region



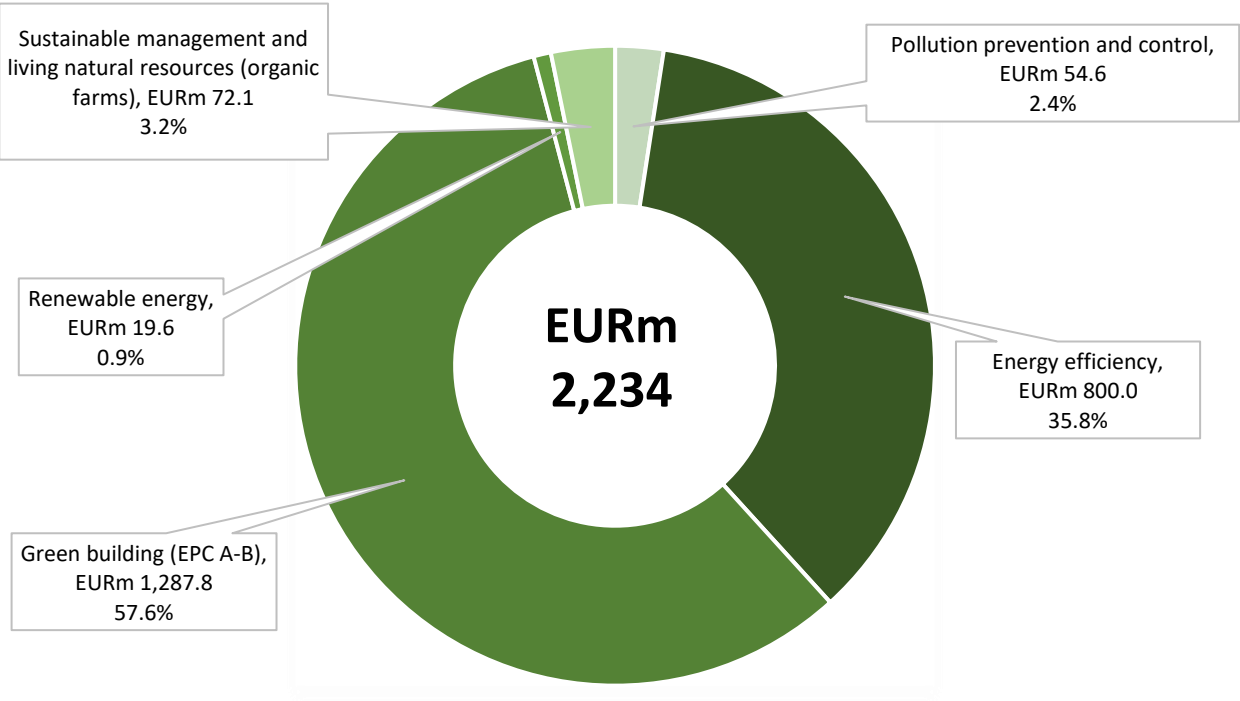
Loan balance by property category



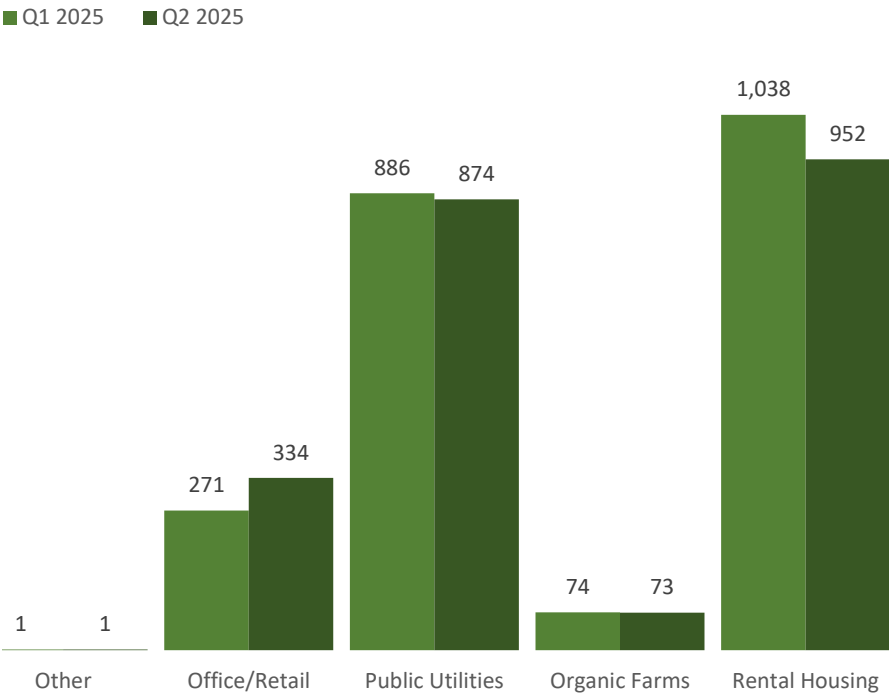
Green Bonds

Q2 2025

Green lending by asset category



Green lending by property category - EURm



Financed emissions – and portfolio by EPCs

Q2 2025

Type of property	Financed emissions ¹⁾											
	Total volume DKKbn		Coverage (volume)		Total emission tCO2		Financed emission tCO2		Financed emission CO2/DKKbn		Total emission CO2/sqm	
		Q1		Q1		Q1		Q1		Q1		Q1
Owner. occ. dwellings	256	256	98.5%	98.7%	278,900	402,755	132,284	189,550	0.52	0.74	12	17
Commercial residential	47	46	94.6%	94.6%	58,885	75,257	21,925	28,340	0.47	0.61	8	10
Offices & retail prop.	26	26	83.9%	84.2%	88,408	109,305	33,572	42,222	1.29	1.63	13	16
Other properties ²⁾	46	46	0.0%	0.0%								
Total	375	374	84.4%	84.3%	426,193	587,317	187,781	260,112				

Notes

- 1) Calculations and portfolio as of end of June 2025 – the significant reduction in calculated emissions is largely due to the implementation of new official emission factors.
- 2) Other properties include agriculture, manufacturing and manual industries etc.
- 3) Energy Performance Certificate (EPC): Theoretical calculation of the building's energy consumption.

Disclaimer

The information on CO2 emissions is presented on the basis of Finance Denmark's "[Framework for Financed Emissions Accounting](#)" and Nordea Kredit's "[Approach for estimations of CO2-emissions for the lending portfolio of Nordea Kredit](#)".

The reported information on CO2 emissions has been prepared by Nordea Kredit using publicly available information considered reliable – including e.g. The Building and Housing Register (heating source etc.) and The Danish Energy Agency ([information on EPCs](#)). However, Nordea Kredit has not independently verified the contents hereof.

Nordea Kredit has taken reasonable care to ensure that the information and data used are not misleading, however, no representation or warranty, should be placed on the accuracy or completeness of the information presented above.

Portfolio by EPCs ^{1,3)}		
EPC	Volume DKKbn	Q1
A2020	8	8
A2015	25	25
A2010	13	13
B	19	19
C	72	72
D	54	54
E	20	20
F	8	8
G	4	4
N/A	152	152
Total	375	374

4. Asset quality

Loan to value (LTV) – loans for residential and commercial properties

Q2 2025

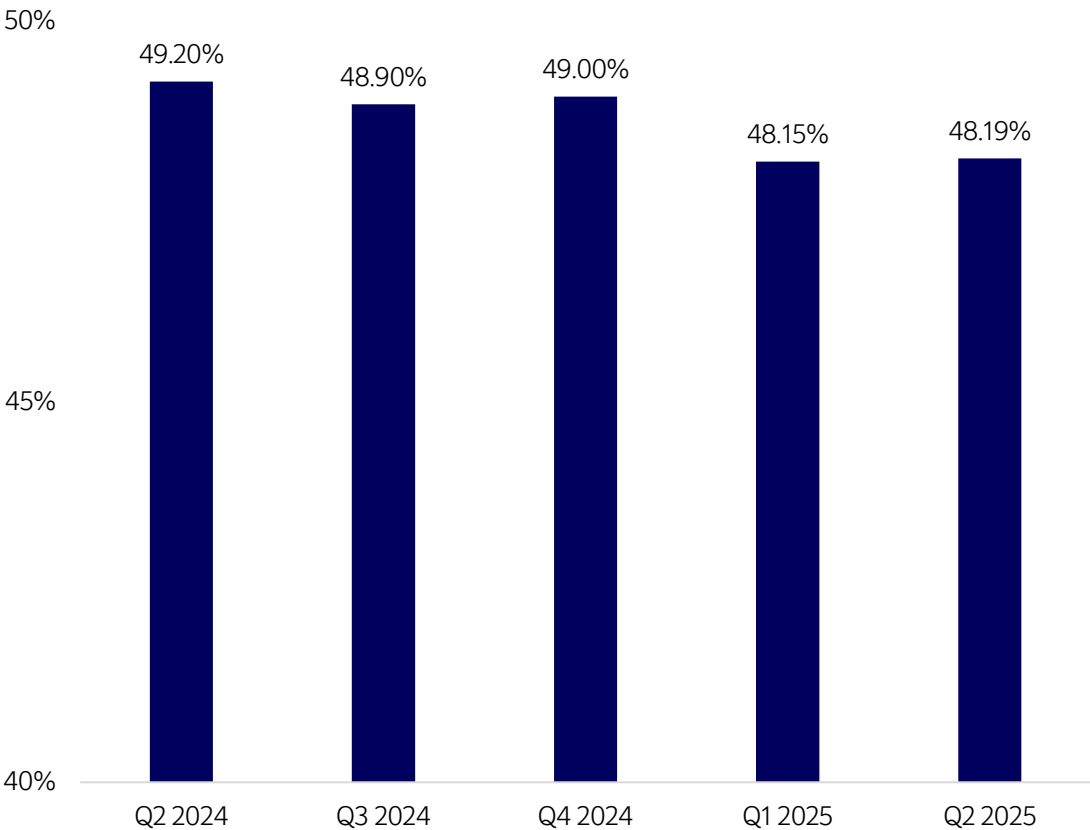
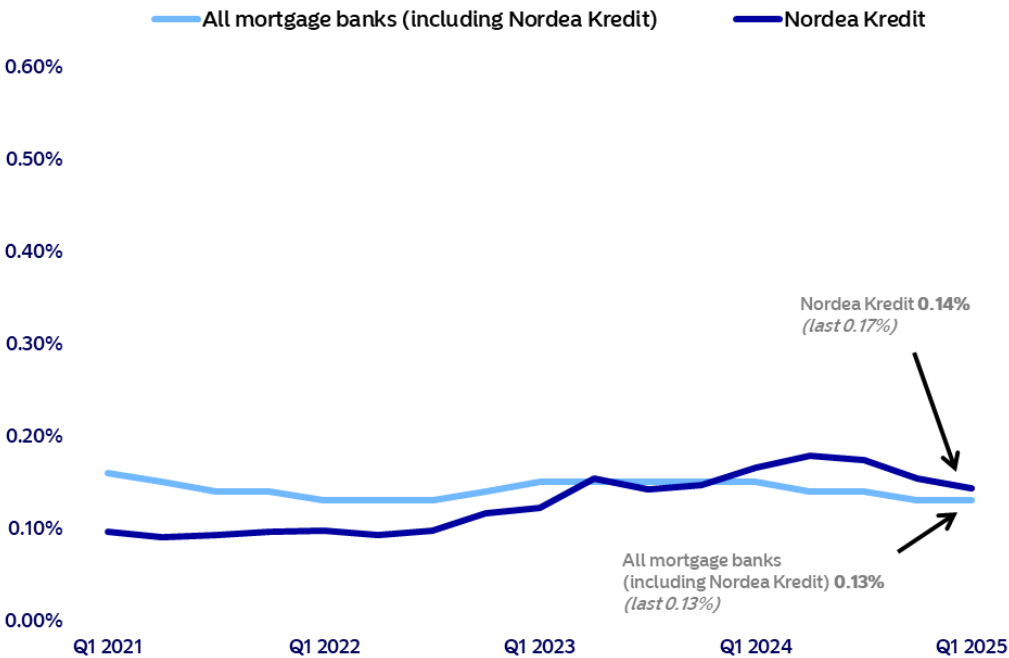
Loan type	Mortgage credit loans (residential)		Mortgage credit loans (commercial)	
Weighted average LTV – indexed	55.2%		40.4%	
LTV buckets	Nominal (EURm)	% Loans	Nominal (EURm)	% Loans
> 0 - ≤ 40 %	33,193	73.6%	7,643	78.4%
> 40 - ≤ 50 %	5,477	12.2%	1,353	13.9%
> 50 - ≤ 60 %	3,596	8.0%	650	6.7%
> 60 - ≤ 70 %	1,898	4.2%	90	0.9%
> 70 - ≤ 80 %	767	1.7%	8	0.1%
>80%	142	0.3%	2	0.0%
Total	45,070	100.0%	9,746	100.0%

Asset quality

Q2 2025

Arrears (owner occupied dwellings and holiday homes) ¹⁾

Loan to value (LTV) weighted average (all loans)



1) Arrears as a percentage of the Q1, 2025 scheduled payments – 3½ months after due date
2) The development in arrears for Nordea Kredit has been influenced by a pause of legal collection in Nordea Denmark in general since Q1 2023. Legal collection has been partly resumed since May 2024, including resuming of legal collection of loans in Nordea Kredit.

5. Underwriting criteria

Underwriting criteria

Private households

- Behavioural score and individual credit assessment are conducted based on income information, e.g. payslips and tax information
- "Before-after loan" household budgets are made and used in the assessment (based on a 30-year fixed interest rate annuity loan)
 - If the borrower chooses adjustable or floating interest rate loans, an additional stress test based on the current fixed interest rate +1 percentage point is conducted
 - If the LTV (loan to value) is > 60 and the LTI (loan to income) is > 4, the customer can only choose:
 - Fixed rate loans OR
 - amortising floating rate, fixed for minimum 5 years
- An individual valuation is made of the pledged property

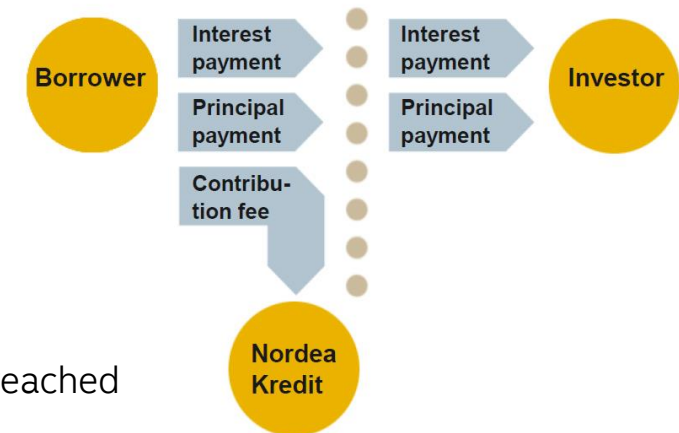
Corporates, agriculture etc.

- A financial analysis of the customer is made, including adjustments for current market conditions
- Key ratios and other requirements in Nordea real estate lending policy are verified
- Rating of the customer according to Nordea's in-house models
- An individual valuation is made of the pledged property
- Yearly margin repricing based on reassessment

6. Danish covered bond framework

Danish covered bond framework

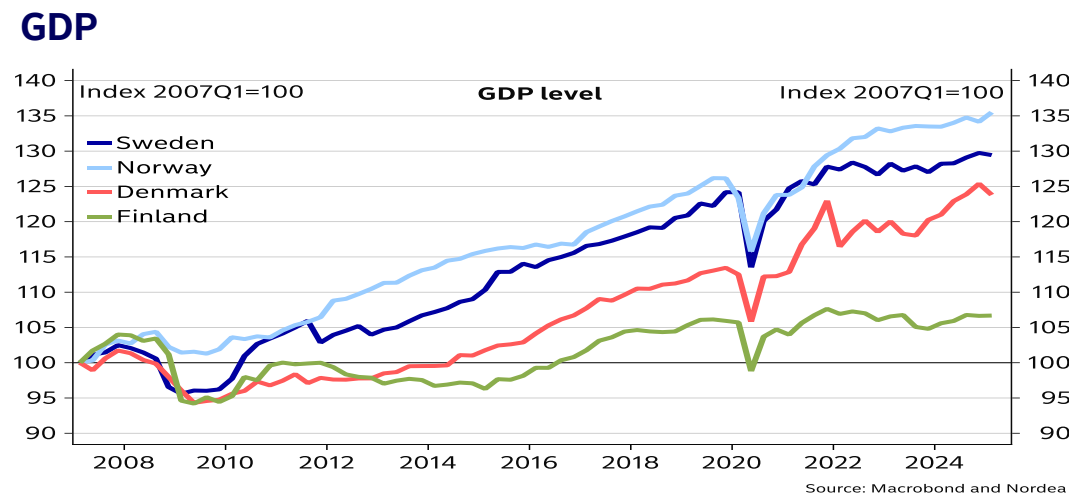
- Legal framework
 - The Financial Business Act
 - The Mortgage-Credit Loans and Mortgage-Credit Bonds, etc. Act with several implementing executive orders
- Registration
 - An issuing institution is required to maintain a static cover pool
 - Mortgage deeds must be registered in the Danish Public Land Registry
- Limits on LTV ratios – based on the value of the property at loan origination
 - 80% for mortgage loans in residential property
 - 60% for mortgage loans in commercial real estate (legislative limit 70%)
 - Static cover pools – issuer must provide supplementary capital if LTV-limits are breached
- Matching rules
 - Nordea Kredit complies with the specific balance principle utilising match funding, hence Nordea Kredit only has insignificant interest rate and currency risk
- Public supervision
 - The DFSA performs supervision and on-site inspections on an ongoing basis



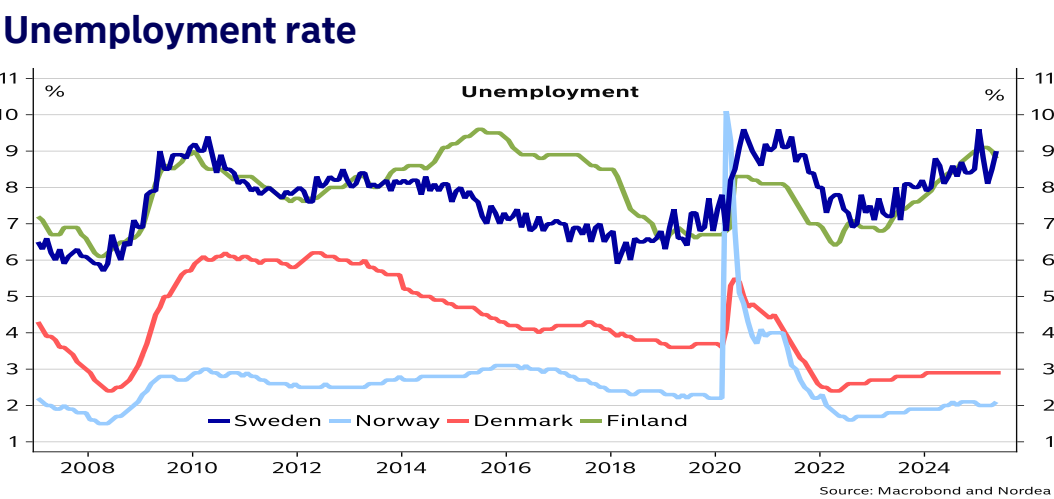
7. Macroeconomy

Nordic economic development

Weathering the storm



- The global economic outlook remains highly uncertain amid trade tensions and geopolitical risks. However, the Nordic economies are expected to weather the storm
- Economic activity in the Nordics will be positive in both 2025 and 2026, according to our forecast, mainly due to lower interest rates
- Labour markets are still under pressure, but are expected to stabilise soon

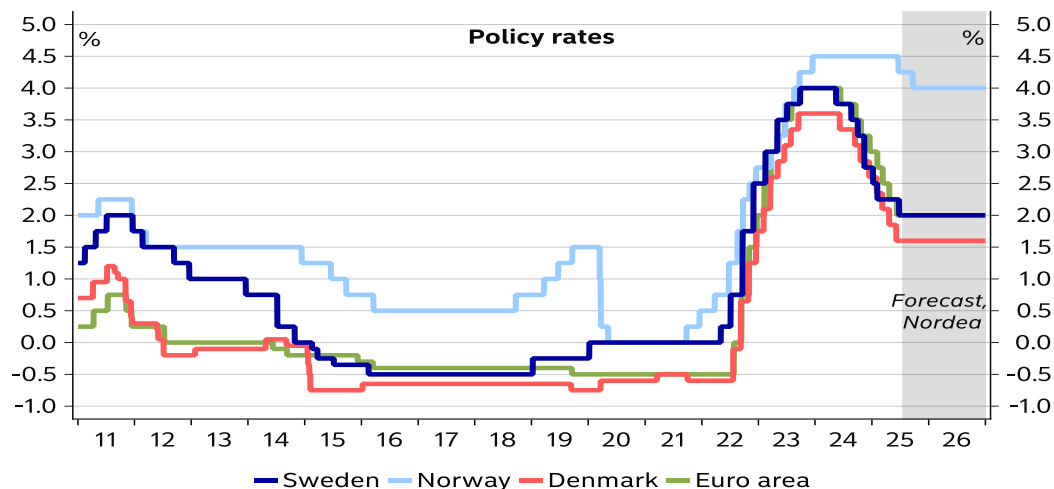


GDP, % y/y, Economic Outlook May 2025

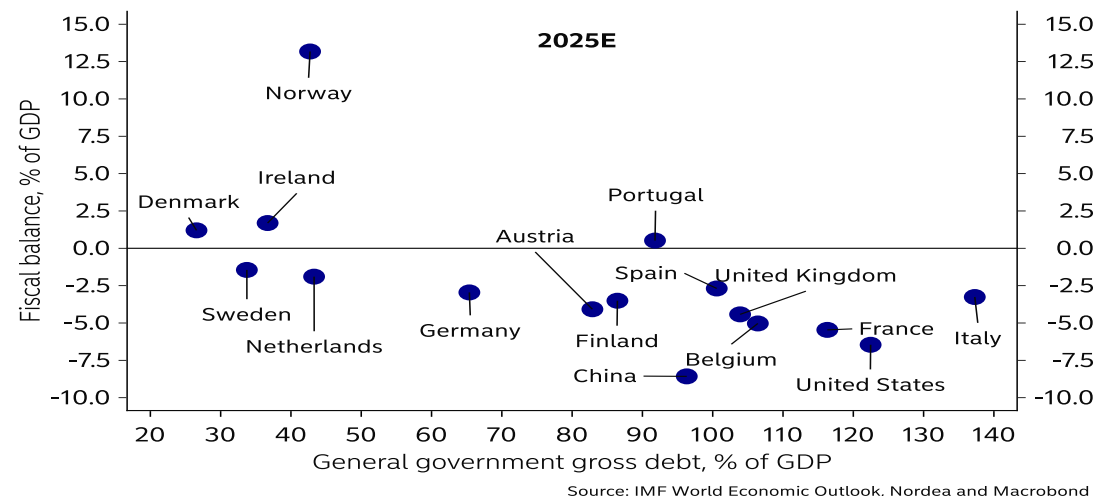
Country	2023	2024	2025E	2026E
Denmark	0.6	3.5	3.2	2.0
Finland	-0.9	0.4	1.0	2.0
Norway (mainland)	0.7	0.6	1.7	1.6
Sweden	0.0	1.0	1.8	2.5

On hold

Policy rates



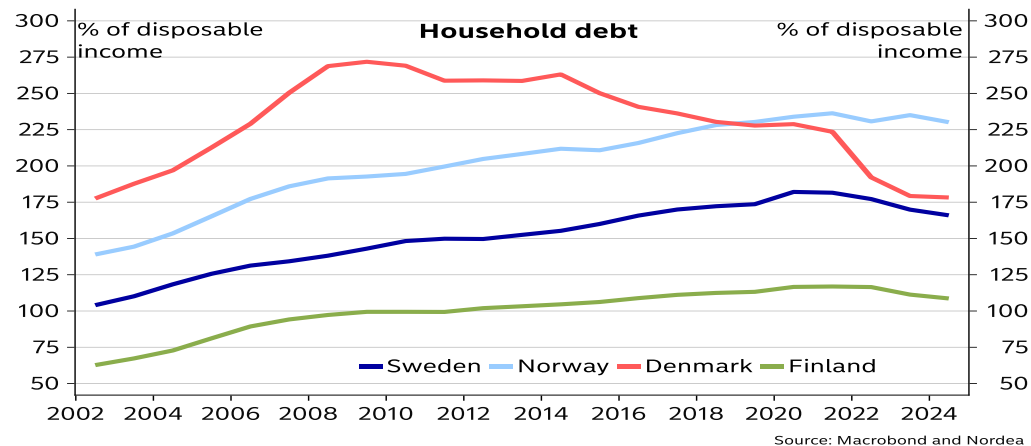
Public balance/debt, % of GDP, 2025E (IMF)



- The ECB, Danmarks Nationalbank, Norges Bank and Sveriges Riksbank lowered their policy rates by 0.25pp in June
- The ECB and Sveriges Riksbank are expected to leave their policy rates unchanged at 2.00%, according to our forecast
- Norges Bank is expected to cut its policy rate once more, to 4.00%, in September according to our forecast
- The central banks are expected to keep their policy rates unchanged in 2026, according to our forecast
- Solid public finances will help most Nordic governments support the economic recovery ahead

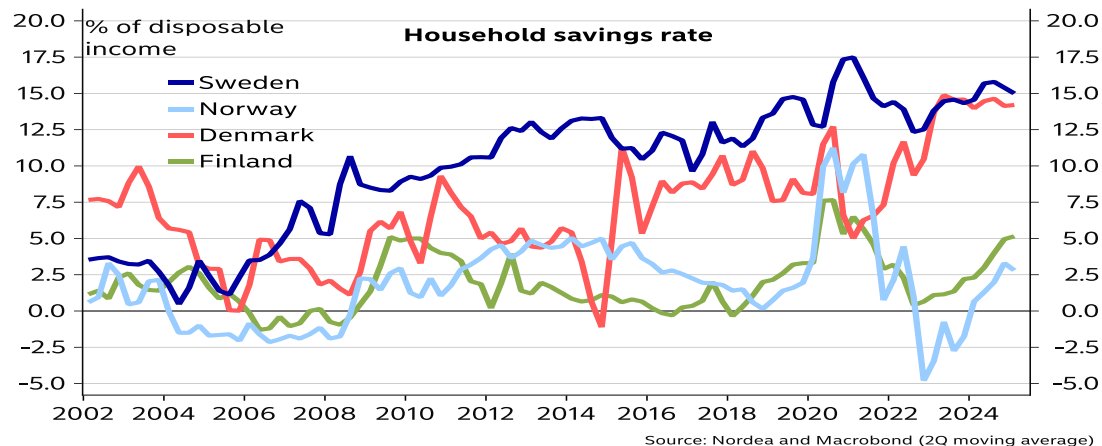
Cautious consumers

Household debt

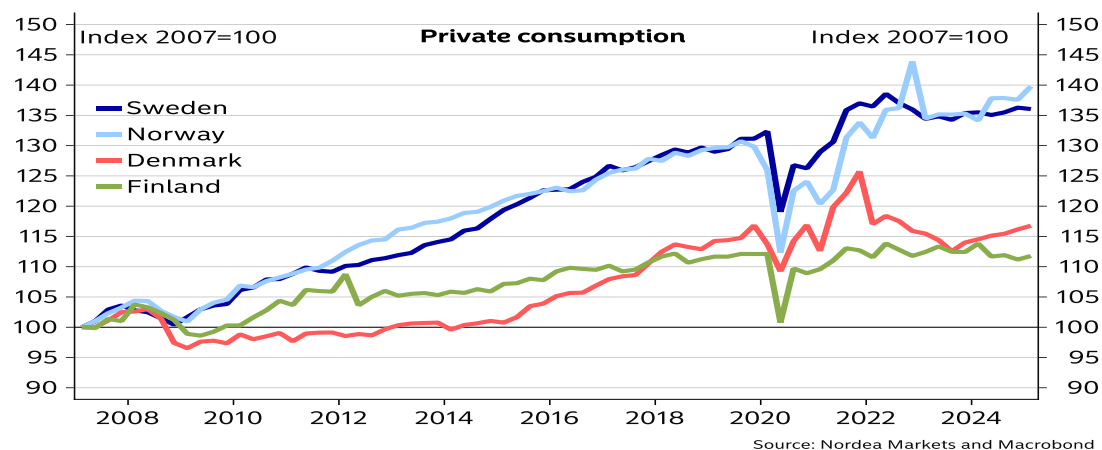


- The elevated global uncertainty contributed to falling consumer confidence at the start of the year. The level has improved in recent months, albeit marginally, indicating continued caution among Nordic households
- Household purchasing power and consumption are expected to improve as real disposable income continues to increase
- Household savings rates turned positive in the Nordics last year, while the debt ratio declined

Household savings

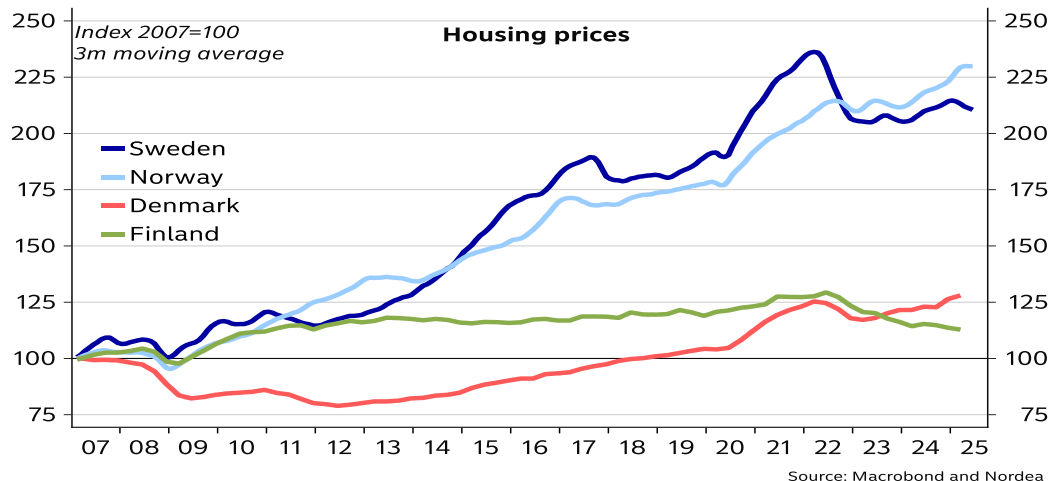


Private consumption

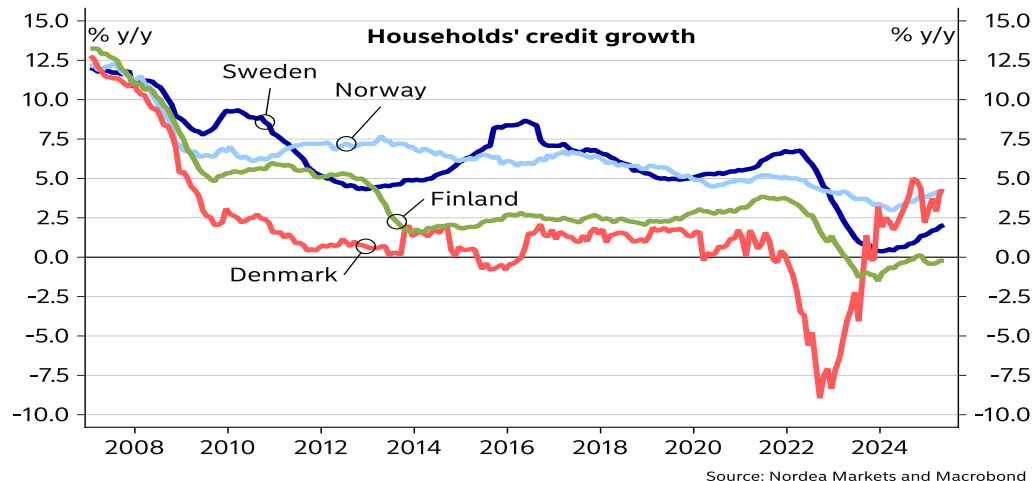


Mixed developments

Housing prices



Households' credit growth



- Housing price developments have been mixed since the start of the year. Danish and Norwegian housing prices have fared better than those of their Nordic counterparts. Norwegian housing prices were up 5.1% year on year in June 2025
- Monetary policy has become less restrictive in most of the Nordic countries. In addition, improved financial conditions for households should support a recovery in housing prices
- Transaction volumes have normalised. However, the higher-than-normal supply of homes suggests the market can absorb higher demand without sharp price increases
- Household credit growth has turned positive in all the Nordic countries except Finland

8. Relevant links and Contacts

Links for more information

Nordea Kredit

- Nordea Kredit [ECBC harmonised transparency templates](https://www.nordea.com/en/investor-relations/reports-and-presentations/bonds/nordea-kredit-covered-bonds/).
Link: <https://www.nordea.com/en/investor-relations/reports-and-presentations/bonds/nordea-kredit-covered-bonds/>
- Nordea Kredit [financial reports](https://www.nordea.com/en/investor-relations/reports-and-presentations/subsidiary-reports/nordeas-danish-subsidiary-reports/).
Link: <https://www.nordea.com/en/investor-relations/reports-and-presentations/subsidiary-reports/nordeas-danish-subsidiary-reports/>

Legislation

- Danish mortgage credit institutions are supervised by the Danish FSA (Finanstilsynet).
Link: English: <https://www.dfsa.dk/> - Danish: <https://www.finanstilsynet.dk/>
- Selected legislation can be found in English at the Danish FSA's English website.
Link: <https://www.dfsa.dk/rules-and-practice/governance/acts>
- All mortgage credit institution legislation can be found in Danish at the Danish FSA's Danish website.
Link: <https://www.finanstilsynet.dk/lovgivning/dansk-lovsamling/kreditinstitutomraadet>

Contacts

If you have any questions, please feel free to contact:

Peter Brag

Lead Dealer, Long Term Funding & Structuring
+45 3333 1663
Peter.brag@nordea.com

Morten Keil

Head of Covered Bonds, Long Term Funding & Structuring
+45 3333 1875
morten.keil@nordea.com